

Loco Inventory Tree

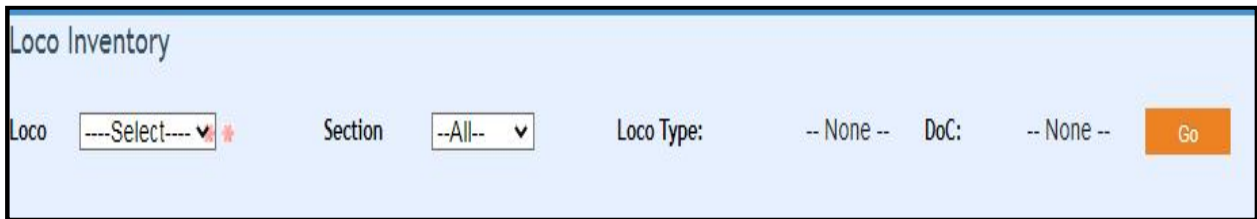
This page gives the information about the equipment associated to a Loco in different sections like Electrical, Mechanical, Pneumatic and Electro - Pneumatic.

i. **View Loco Inventory:**


The equipment details are viewed in "Loco Inventory" page.

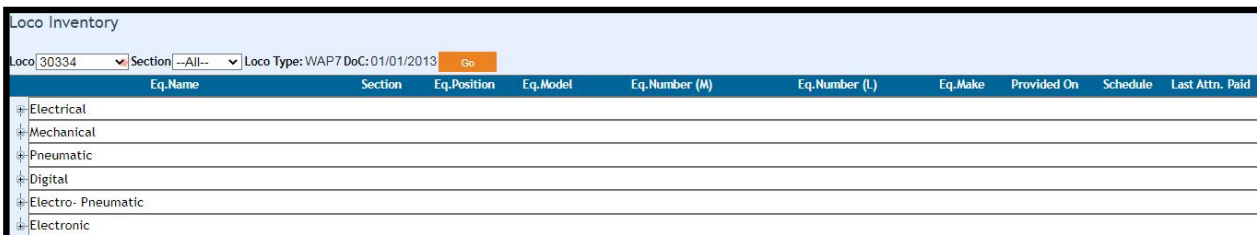
Click on "Shop Floor" side menu and select "Loco Inventory" navigation menu.

"Loco Inventory Tree" page is shown.



The screenshot shows the "Loco Inventory" filter form. It includes a "Loco" dropdown menu with "----Select----" and a red asterisk icon, a "Section" dropdown menu with "--All--", a "Loco Type:" field with "-- None --", a "DoC:" field with "-- None --", and an orange "Go" button.

On filtering the options such as Loco, Section and by clicking on  button, Equipment Details are displayed in a tabular format.



The screenshot shows the "Loco Inventory" table. The table has a header row with columns: Eq.Name, Section, Eq.Position, Eq.Model, Eq.Number (M), Eq.Number (L), Eq.Make, Provided On, Schedule, Last Attn. Paid. The table body contains a list of equipment names: Electrical, Mechanical, Pneumatic, Digital, Electro- Pneumatic, and Electronic. Each name has a "+" icon to its left.

Loco Inventory

By clicking on "+" icon in Equipment Name column, the lists of equipment related to the section are displayed.

Loco Inventory

Loco: 30334 Section: --All-- Loco Type: WAP7 DoC: 01/01/2013 Go

Eq.Name	Section	Eq.Position	Eq.Model	Eq.Number (M)	Eq.Number (L)	Eq.Make	Provided On	Schedule	Last Attn.	Paid
Electrical										
VCB										
VCB	M8HR	1	VCBA1908206	TKD1908206	AAL	20/09/2021	TOH	19/08/2019	GC :-	
HL/FL/ML										
SPM										
Switches										
Auxiliary Motors 3-PH										
BA 3-PH										
CAB Equipment 3-PH										
Roof Equipment 3-PH										

Loco Inventory Tree

On clicking the Equipment Position link, user is navigated to "Equipment Position History" page.

In this page the history of equipment position details of an equipment associated to a loco are displayed in a tabular format.

Equipment position History

Loco Position Info										
Loco: 30334			Eq.Name:				Position: 1			
S.No	Date	Sch	Eq.Number(M)	Eq.Number(L)	Eq.Make	DOC	Status	Remarks	Job History	Rep History
1	27/12/2019		VCBA1908206	TKD1908206	AAL	27/08/2019	In Use	Updated From Corrections		
2	27/12/2019		VCBA1908206	TKD1908206	AAL	27/08/2019	In Use	New Loco Equipment Addition		
3	31/10/2017		VCBA1108102	TKD11AAL054	AAL	01/10/2011	Under Repair	FOR IOH		
4	05/09/2016		VCBA1108102	TKD11AAL054	AAL	01/10/2011	In Use	provided during U/s		
5	22/09/2014		VCBA1009172	TKD11AAL060	AAL	21/05/2011	Under Repair	During MOH		
6	28/04/2015		VCBA0906063	TKD09AAL020	AAL	11/09/2009	In Use			
7	23/09/2014		VCBA0906063	TKD09AAL020	AAL	11/09/2009	In Use			
8	14/06/2013		VCBA1009172	TKD11AAL060	AAL	21/05/2011	In Use			
9	19/12/2012		VCBA0911312	TKD11AAL045	AAL	20/11/2009	In Use			

Equipment Position History

On clicking the Equipment Number link, user is navigated to "Equipment History" page.

In this page the history of equipment associated to a loco is displayed in a tabular format.

Equipment History

Add Equipment History

Equipment Details

Eq.Name:VCB		Eq.Model:		DoC:27/08/2019		Eq.Number(M):VCBA1908206		Eq.Number(L):TKD1908206		Eq.Make:AAL		Status:In Use	
S.No	Date	Sch	Activity	Loco	Position	Status	Tech.Attended	Remarks				Rep History	
1	27/12/2019		Provided	30334	1	In Use		New Loco Equipment Addition					
2	27/12/2019		Add Spare Equipment	--	--	Under Repair		Add Spare Equipment					
3	20/08/2019		General Checkup Done	--	--	Ready For Use	Narendar	New VCB received in section from store against PL.QPDJ calibrated(3.6/3.3 kg/cm2),PRV festomake, Aux switch I/Ls crushing ok,PRV setting done 4.8 kg/cm2.Alaysr testingdone,closing time= 50-54 msec,opening time= 26-29 msec.HV done at 40 Kv found within stand.					
4	--		Update Loco Equipment	30334	1	In Use		Updated From Corrections					

Equipment History