

USER MANUAL FOR
'TLC Module'

CRIS

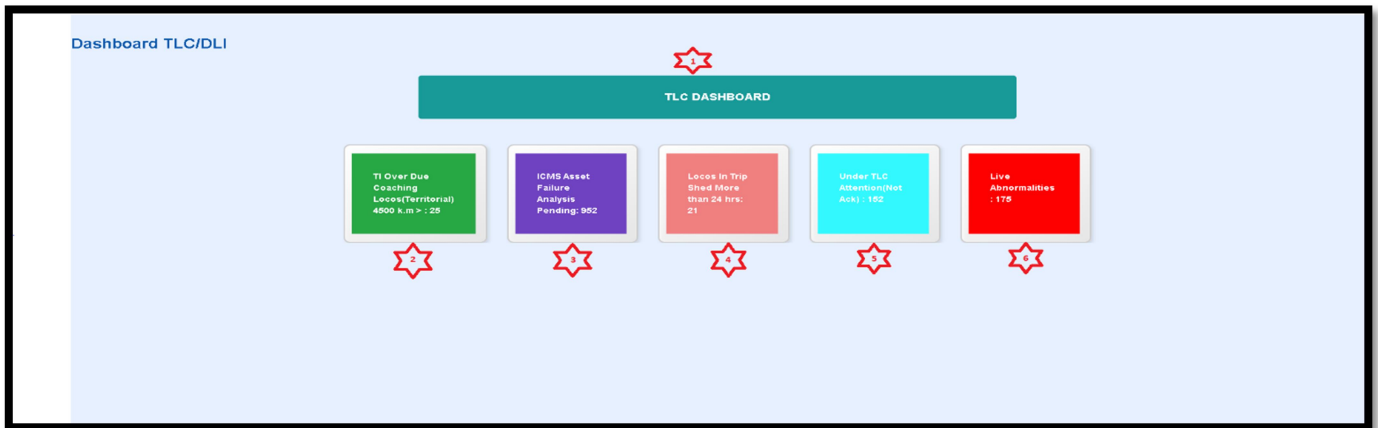
Contents

- 1. TLC-Dashboard Navigation.....2
- 2. TLC Loco Movement.....4
- 3. Acknowledge by TLC6
- 4. TLC Loco abnormality flow.....7

1. TLC Dashboard new enhancement launched by SLAM/CRIS:

New tab has been provided on TLC landing page to facilitate easy access of:

1. TLC Dashboard
2. TI over due Locos
 - a. >4500 km
 - b. >3500 km
3. ICMS asset failure pending cases with count.
4. Locos in Trip shed >24 hrs.
5. Under TLC attention loco (ie ready loco by tripshed but not acknowledged by TLC).
6. Loco abnormalities with count for locomotives available in territory.



- i. **TLC Dashboard**:-All locos available in the division are shown on the TLC dashboard with various flags for working/Dead/locos in shed/Trip shed under repair etc. in the division.

The screenshot shows a detailed table of locomotive statuses. The table has the following columns: InUse (Healthy)(89), InUse (Major)(28), InUse (Minor)(274), INUSE (Abnormality)(31), INUSE (Failure)(03), Under Maintenance Shed(155), Under TLC Attention(109), Under Maintenance(13)(10), Under Defective(1), Dead Loco(1), and Total 781. The table contains multiple rows of data with locomotive numbers and their corresponding counts in each category.

II. TI over Due Coaching Locos (Territorial) >4500km:- TLC user can check TI overdue locos working within division.

TI Schedule Over Due of Coaching Locos >4500(km) (Territory)									
Showing 25 Records Out of 25									
S.No	Loco Number	Base Shed	Loco Type	Speedometer Reading (Last Sch Visit)	Running Km from Last Sch Visit (X)	Excess KMS (X-4500 KMS)	Last Visit	Last Sch Visit	RTIS Last Location
1	35022 (TrainNo 14206)	GZBE	WAP5	0	14174.25 Kms	9674.25 Kms	UnSch-05/04/25	TI-18/01/25	SBB /DLI/NR
2	30585 (TrainNO 14312)	GZBE	WAP7	0	13727.39 Kms	9227.39 Kms	GC-30/01/25	IB-25/01/25	TKJ /DLI/NR
3	37104 (TrainNo 12562)	SPJD	WAP7	1008038	13523.56 Kms	9023.56 Kms	GC-15/02/25	TI-04/01/25	NDLS /DLI/NR
4	37656 (TrainNo 12393)	BRCE	WAP7	0	13132.02 Kms	8632.02 Kms	GC-26/03/25	TI-01/02/25	NDLS /DLI/NR

III. ICMS Asset Failure Analysis Pending Cases:- ICMS asset failure cases taken place within the territory of TLC, are displayed and further details such as “Line attention” are to be filled up by TLC. Filter like “Pending at TLC” can be utilized for accessing pending Asset failure cases.

Date	Loco No.	Loco Type	ICMS Sub-Group	Status	Shed	Classification	Remarks
12/02/2025 10:58 PM	35022	WAP5	TLC user (in to Blank H/W) attention TLC
12/02/2025 08:20 AM	3537	WAP7
12/02/2025 09:01 AM	3558	WAP7

IV. Loco in Trip Shed >24Hrs:- TLC user can see the locos held up in trip shed account more than 24 hours.

S.NO	Loco Number	Loco Type	Home Shed	Detained at Trip Shed	Div / Zone	Days	Inward On
1	45000	WAG9HC	ABNL	NDLS	DLI/NR	43	04/03/2025
2	41036	WAG9HC	PTRX	GZB	DLI/NR	31	17/03/2025
3	41004	WAG9HC	PTRX	NDLS	DLI/NR	48	28/02/2025
4	39307	WAP7	WATE	NZM	DLI/NR	65	10/02/2025
5	39162	WAP7	CNBE	NDLSNCR	DLI/NR	59	16/02/2025
6	39010	WAP7	CNBE	NZM	DLI/NR	27	21/03/2025
7	38004	WAG9HC	WATD	NZM	DLI/NR	9	08/04/2025
8	37792	WAP7	BRCE	NZM	DLI/NR	59	16/02/2025
9	35026	WAP5	GZBE	ANYT	DLI/NR	61	14/02/2025
10	33686	WAG9HC	LDHE	DLI	DLI/NR	76	31/01/2025

V. Under TLC attention (Not Ack):- TLC marked loco send to trip shed. Once the loco is turned out by the Trip shed, it is shown under above tab for TLC acknowledgement.

S.No	Loco	H/Shed	Maintenance FRAT	TLC Received From TS	Remarks/Great Condition	Acknowledge
1	30009	GZBE	--	14/04/2025 15:07	NA	Acknowledge
2	39032	GZBE	--	14/04/2025 17:09	NA	Acknowledge
3	30777	GZBE	--	13/04/2025 15:00	NA	Acknowledge
4	37331	GZBE	--	10/04/2025 13:18	NA	Acknowledge

VI. Live Abnormality: - Whenever any loco enters in the division with some abnormality, TLC can see the loco live abnormality on the dashboard and TLC can also close any abnormality from this list by clicking on **Abnormality No.** link as shown below.

S.No	Ab.No	Loco	Identified On	Identified By	Section	Abnormality	Attended On	Source	Action Taken	Current Div/Station	Delete
1	153563	KYNE / 30580	17/04/2025	DTLC/JHS	JHS/PPIO	TR-02 ONE ...	--	DTLC	--	DLI/INZA	🗑️
2	153558	PADK / 39444	17/04/2025	DTLC/JHS	JHS/TIC	BOTH HOE HOT WRG	--	DTLC	--	DLI/PWL	🗑️
3	153553	TKDD / 31406	16/04/2025	DTLC/JHS	JHS/Control room	AUX CON-1 ISO	--	DTLC	--	DLI/MTSS	🗑️
4	153559	GZBE / 37236	16/04/2025	DTLC/JHS	JHS/PPIO	TM-2 ISO, ..	--	DTLC	--	DLI/NDLS	🗑️
5	153732	BIAE / 41347	16/04/2025	DTLC/BSP	BSP/Tech_QC	Cab 2 Ac N..	--	DTLC	--	DLI/MATP	🗑️
6	153028	RPME / 37784	15/04/2025	DTLC/JHS	JHS/PPIO	BOGIE-2 ISO	--	DTLC	--	DLI/NDLS	🗑️
7	153293	TKDD / 31406	15/04/2025	DTLC/BSP	BSP/Control room	AC NOT WORKING	--	DTLC	--	DLI/MTSS	🗑️
8	152225	BIAE / 41347	14/04/2025	DTLC/R	R/Tech_QC	1. Cab-1 H..	--	DTLC	--	DLI/MATP	🗑️
9	152121	BIAE / 41347	13/04/2025	DTLC/HAG	HAG/Tech_QC	AC NOT WORKING	--	DTLC	--	DLI/MATP	🗑️
10	152548	BIAE / 41347	13/04/2025	DTLC/BSP	BSP/Tech_QC	1. Cab-1 H..	--	DTLC	--	DLI/MATP	🗑️
11	152564	BIAE / 31368	13/04/2025	DTLC/BSP	BSP/Tech_QC	A.C. not P..	--	DTLC	--	DLI/DSBC	🗑️

2. TLC Loco Movement:

User shall have the provision to Add/View/Update at "TLC Loco Movement" under "Movement register" loco can be move to TS(Trip shed).

Administration | Bulletin Boards | Corrections | Loco Abnormalities | Loco Failures | Locos | Memos(0) | **Movement Register** | Notes(0) | Planning | User Management

View TLC Loco Movement

Add New Arrival

Loco Base Shed Under Defect Under Main. From To

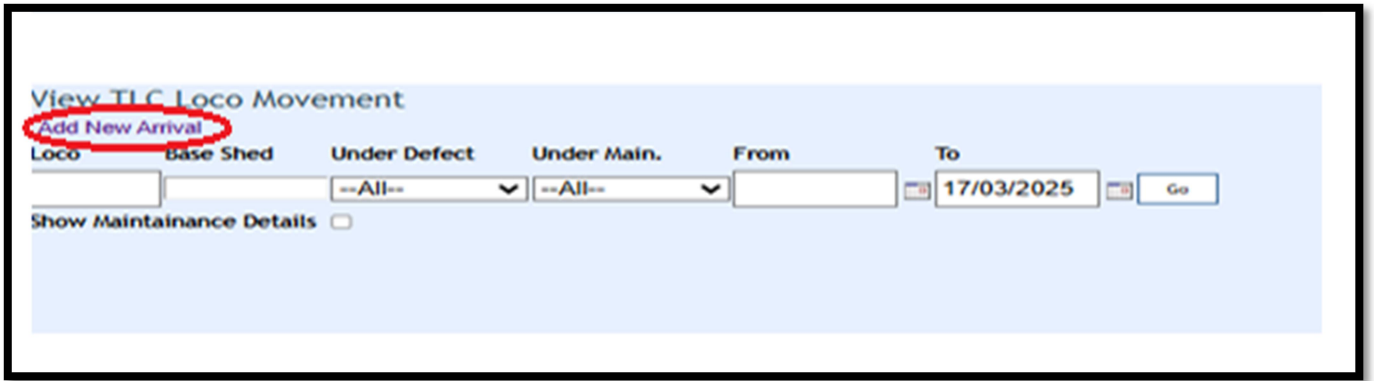
15/04/2025 Go

Show Maintenance Details

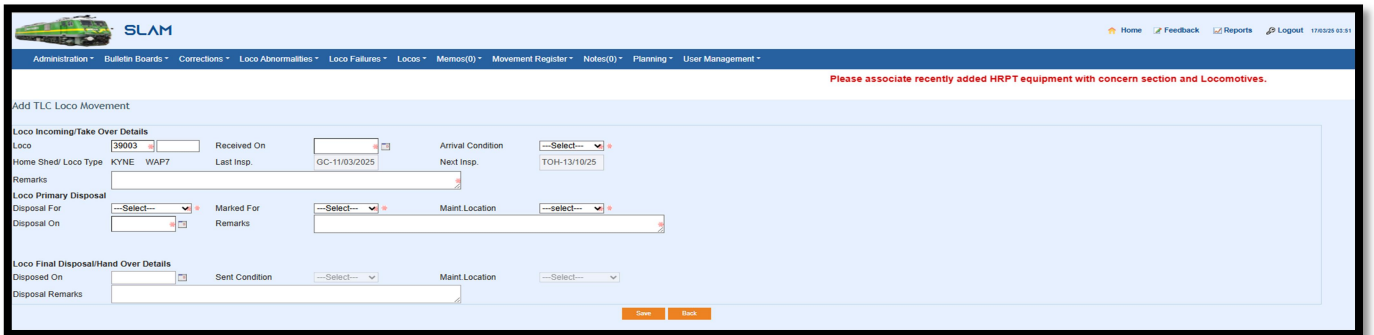
TLC Loco Movement
TLC Loco Movement History

1. Add TLC Loco Movement:

- Click on "TLC Loco Movement" sub menu under Movement Register side menu.
- "View TLC Loco Movement" screen is displayed which has " [Add New Arrival](#)" link click.



- On clicking "[Add New Arrival](#)" link, user will be navigated to "Add TLC Loco Movement" page where Loco Incoming details will be collected by entering/selecting all the mandatory fields.



- On entering Loco Number, it's Home Shed, Loco type and previous loco schedule details will be displayed automatically.
- On saving, the entered details will be saved into the system.

View TLC Loco Movement:

- Loco that has been marked by TLC loco movement to TS (Trip shed), ELS (Electric loco shed) and DLS (Diesel loco shed) ,can be seen in **“TLC loco movement”**. Date wise and shed wise details are available in movement register.
- On providing the filter options like Loco, “From date” and “To date” list of all the Locos that have been added are displayed by clicking on **“GO”** button.
- TLC can select **“under maintenance”** filter to view Locos under trip shed attention.

View TLC Loco Movement

Add New Arrival

Loco: Base Shed: Under Defect: **Under Main.** From: To: 17/03/2025

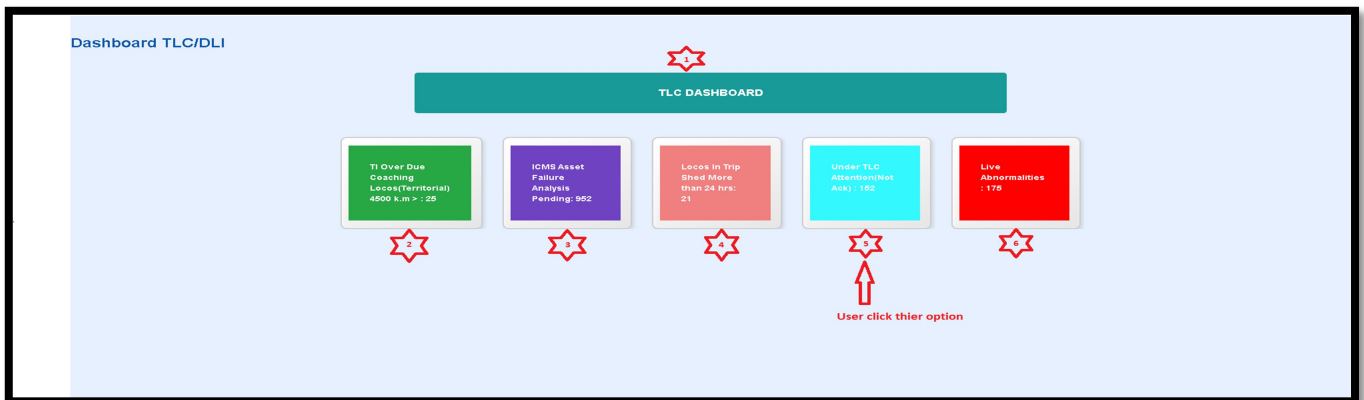
Show Maintenance Details

Showing 20 Records Out of 265

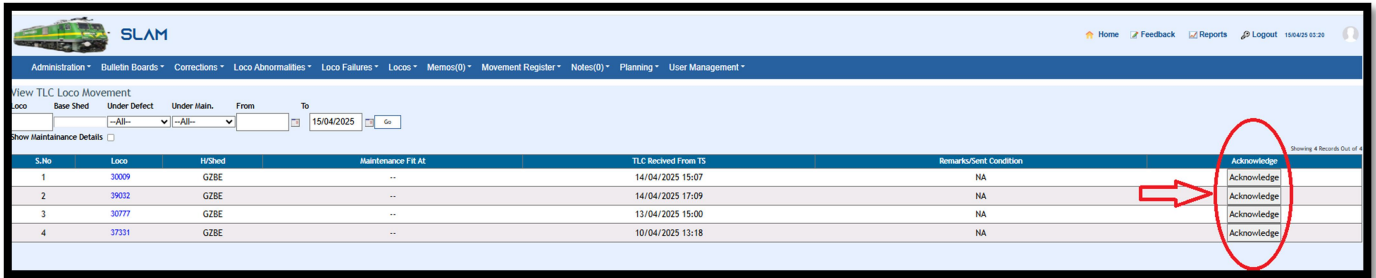
S.No	Loco	H/Shed	Received On	Defects (if any)	H/O Condition	H/O Time	Sch. Due	Maint.Loc	Maint.Preference	Loco Disposal On(To Maint.)	Maintenance Arrival At	Maintenance Fit At	TLC Received From TS	Receive At(From Maint.)	Remarks/Sent Condition
1	42009	ETE	16/03/2025 10:22	testing ELS	--	--	--	ELS/GZBE		16/03/2025 13:23	17/03/2025 10:26	--	--	16/03/2025 10:22	NA
2	39006	LDHE	12/03/2025 11:55	test	--	--	IB-10/05/25	ELS/GZBE		12/03/2025 13:55	--	--	--	12/03/2025 11:55	NA
3	39000	RPME	12/03/2025 10:46	testing by amit g	--	--	IA-26/02/25	TS/NZM		12/03/2025 12:44	--	--	--	12/03/2025 10:46	NA
4	39002	RPME	09/03/2025 11:00	testing to ELS	--	--	IA-23/03/25	ELS/GZBE		09/03/2025 13:01	11/03/2025 09:54	--	--	09/03/2025 11:00	NA
5	38003	WATE	06/03/2025 16:15	testing	--	--	IT-05/02/25	ELS/GZBE		06/03/2025 17:18	07/03/2025 17:28	--	--	06/03/2025 16:15	NA

2. Acknowledgement by the TLC:

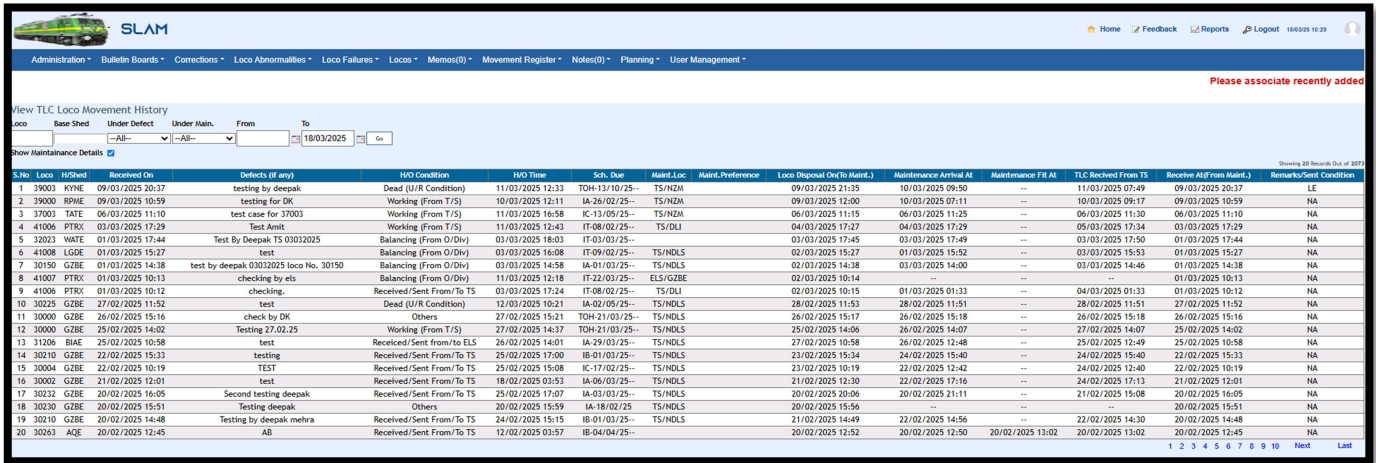
- Whenever TLC sends to trip shed for attention, such locos are shown to TLC after outward by Trip shed. These locos are required to be for acknowledged by TLC by clicking on **“Under TLC attention (Not Ack.)”**.



- User clicking that option of [Under TLC Attention (Not Ack.)], loco list is opened with acknowledge button. Once TLC acknowledges then loco status is changed to “In Use”.



- After that acknowledged loco details given to shown in the TLC Loco movement history.

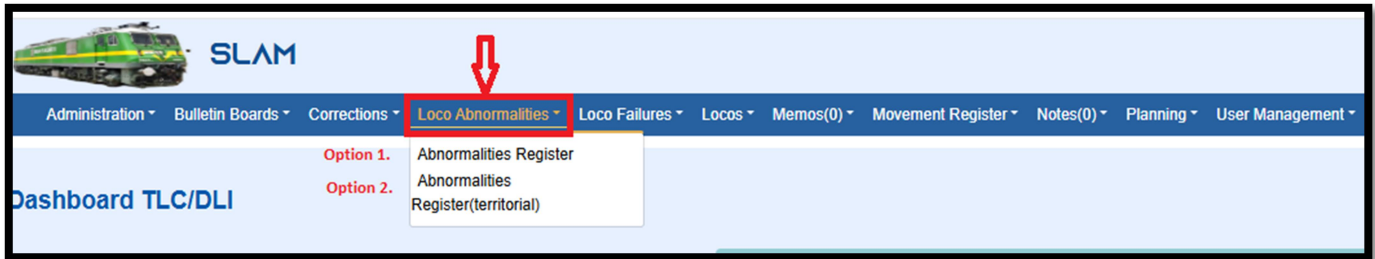


3. TLC Loco Abnormality created flow:

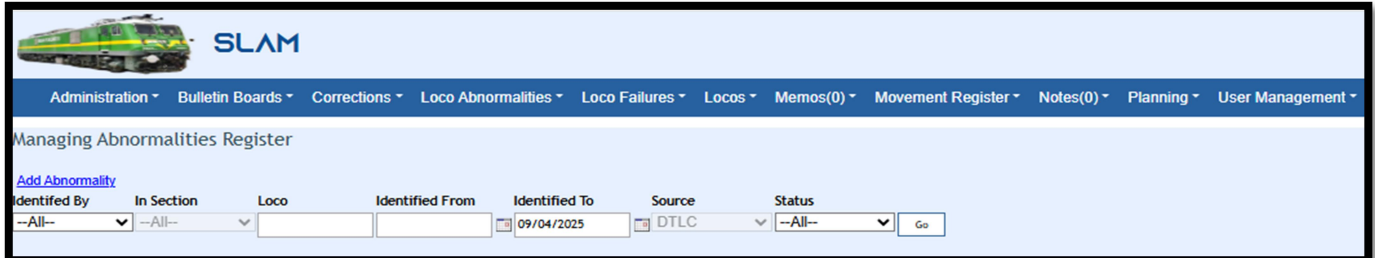
- How to create TLC Loco Abnormality:

User shall have the provision to create abnormality in SLAM system Add/View/Update in “Loco Abnormality”:

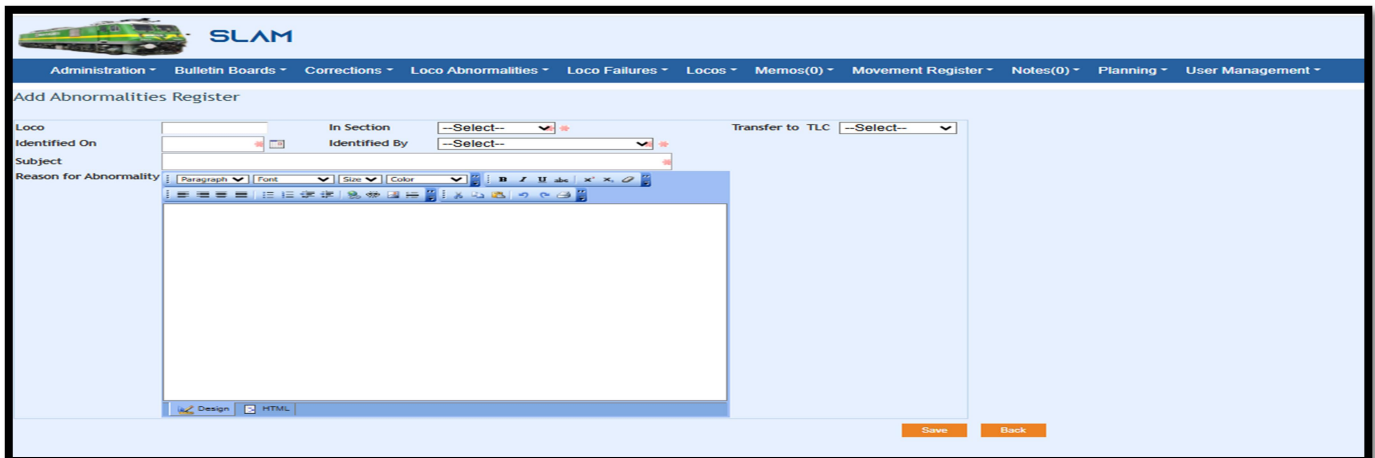
1. Abnormality registers.
2. Abnormality registers (Territorial).



- **Abnormality registers:** TLC user can add new abnormality as shown below:



- User click the [Add Abnormality](#) to land “Add Abnormality Register” page open below:



- Users fill the details of loco abnormality and click on **save** to create new abnormality for given loco.
- TLC can check created abnormality as per status filter **attended** or **Un-attended**.

SLAM

Home Feedback Reports Logout 05/04/2025 12:21

Administration Bulletin Boards Corrections Loco Abnormalities Loco Failures Loco Memos(0) Movement Register Notes(0) Planning User Management

Managing Abnormalities Register

Add Abnormality

Identified By In Section Loco Identified From Identified To Source Status

--All-- --All-- 01/04/2025 DTLC --All--

Go button click

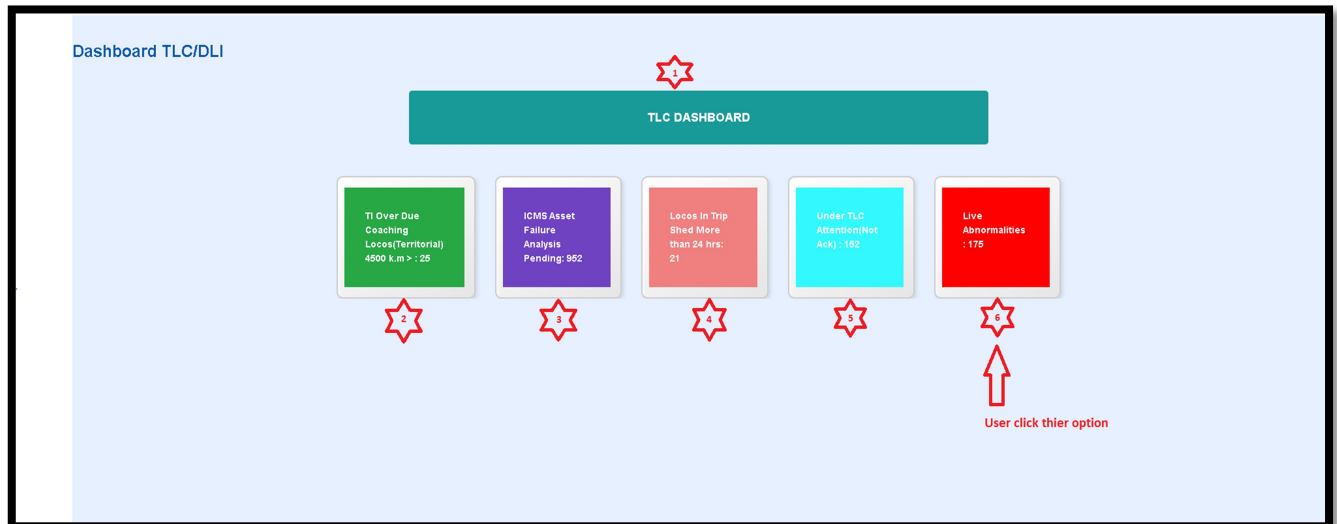
Abnormality status open or close depends on attended on column

S.No	Ab.No	Loco	Identified On	Identified By	Abnormality	Attended On	Source	Action Taken	Transfer to TLC	Delete
1	143532	TATE /30760	04/03/2025	DTLC/DU	DHS	--	DTLC	Created by DTLC, Remarks: send it	DU(DTLC)	🗑️
2	143538	GZBE /30649	04/03/2025	DTLC/DU	PT-2 ISOLA..	--	DTLC	--	DU(DTLC)	🗑️
3	143540	TKDD /22612	01/03/2025	DTLC/DU	DLI/Control room	--	DTLC	--	DU(DTLC)	🗑️
4	143541	SPJD /37740	05/03/2025	DTLC/DU	DLI/PPRO SECTION	--	DTLC	--	DU(DTLC)	🗑️
5	143542	JHSE /38724	05/03/2025	DTLC/DU	DLI/PPRO	--	DTLC	--	DU(DTLC)	🗑️
6	143543	HWHE /30523	05/03/2025	DTLC/DU	DLI/PPRO Planning	--	DTLC	--	DU(DTLC)	🗑️
7	143544	WATE /37795	05/03/2025	DTLC/DU	DLI/PPRO	--	DTLC	--	DU(DTLC)	🗑️
8	143545	GZBE /37240	05/03/2025	DTLC/DU	DLI/PPRO	--	DTLC	Created by DTLC, Remarks: attended by shed staff	DU(DTLC)	🗑️
9	143547	BLEE /39260	05/03/2025	DTLC/DU	DLI/COMPUTER	--	DTLC	--	DU(DTLC)	🗑️
10	143332	GDOE /27623	26/02/2025	DTLC/DU	DLI/PPRO	--	DTLC	--	DU(DTLC)	🗑️
11	143332	JHSE /24529	25/02/2025	DTLC/DU	DLI/PPRO	--	DTLC	--	DU(DTLC)	🗑️
12	143333	PTRX /33181	03/03/2025	DTLC/DU	DLI/PPRO	--	DTLC	--	DU(DTLC)	🗑️
13	143448	HWHE /30523	05/03/2025	DTLC/DU	DLI/PPRO Planning	--	DTLC	--	DU(DTLC)	🗑️
14	143449	GMOE /37535	05/03/2025	DTLC/DU	DLI/PPRO	03/04/2025	DTLC	Created by DTLC, Remarks: attendedd	DU(DTLC)	🗑️
15	143450	SPJD /39116	05/03/2025	DTLC/DU	DLI/PPRO SECTION	--	DTLC	--	DU(DTLC)	🗑️
16	143451	JHSE /38724	05/03/2025	DTLC/DU	DLI/PPRO	03/04/2025	DTLC	Created by DTLC, Remarks: attended	DU(DTLC)	🗑️
17	143452	TKDE /33726	05/03/2025	DTLC/DU	DLI/PPRO	--	DTLC	--	DU(DTLC)	🗑️
18	143453	TKDE /33777	05/03/2025	DTLC/DU	DLI/PPRO	--	DTLC	--	DU(DTLC)	🗑️
19	143456	GZBE /30181	05/03/2025	DTLC/DU	DLI/PPRO	--	DTLC	--	DU(DTLC)	🗑️
20	143457	GZBE /37240	05/03/2025	DTLC/DU	DLI/PPRO	--	DTLC	Created by DTLC, Remarks: attended	DU(DTLC)	🗑️

Showing 20 Records Out of 275

1 2 3 4 5 6 7 8 9 10

2. **Abnormality registers (Territorial):** Whenever any loco enter in your division with some abnormality, you can see that loco live abnormality shown on the dashboard and you can also close any abnormality from this list.



2. TLC Loco Abnormality attending flow:

a. ON click “Live abnormality” Tab, list populates as below :

S.No	Ab.No	Loco	Identified On	Identified By	Section	Abnormality	Attended On	Source	Action Taken	Current Div/Station	Delete
1	151067	GZBE / 30207	08/04/2025	DTLC/DLI	DLI/PPPO		--	DTLC	--	DLI/DJ	
2	151066	GZBE / 30505	08/04/2025	DTLC/DLI	DLI/PPPO		--	DTLC	--	DLI/GZB	
3	151055	WATE / 37467	08/04/2025	DTLC/BSP	BSP/PPPO	CAB2+1 AC ..	--	DTLC	--	DLI/MTC	
4	150110	EDE / 37151	06/04/2025	DTLC/JHS	JHS/PPPO	BOTH HOG NOT WING	--	DTLC	--	DLI/NDLS	
5	150188	BKDE / 33532	06/04/2025	DTLC/R	R/Trck_QC	Head Stroke..	--	DTLC	--	DLI/GZB	
6	150412	TKDE / 30463	06/04/2025	DTLC/DLI	DLI/PPPO	BOTH HOG N.L.	--	DTLC	--	DLI/DWNA	
7	150458	TKDE / 30683	06/04/2025	DTLC/DLI	DLI/PPPO	A CONVERTO..	--	DTLC	--	DLI/NDLS	
8	149568	UBLD / 39354	04/04/2025	DTLC/JHS	JHS/TCC	BOTH HOG NOT WING	--	DTLC	--	DLI/NDM	
9	149811	PTRX / 32650	04/04/2025	DTLC/BSP	BSP/PPPO	Ac Not Pres..	--	DTLC	--	DLI/SSB	
10	149859	GZBE / 30400	04/04/2025	DTLC/JHS	JHS/PPPO	TR-6 ISO	--	DTLC	--	DLI/ANVT	
11	149816	MLDD / 33545	03/04/2025	DTLC/BSP	BSP/PPPO	Power Overdue	--	DTLC	--	DLI/KAT	
12	149281	TKDE / 33036	02/04/2025	DTLC/DLI	DLI/PPPO	Main Power Off	--	DTLC	--	DLI/TKD	
13	149278	GZBE / 37327	02/04/2025	DTLC/DLI	DLI/PPPO	CP-1 HCB T..	--	DTLC	--	DLI/NDLS	
14	149217	GADE / 30629	01/04/2025	DTLC/JHS	JHS/PPPO	BUR-1 ISOLATE	--	DTLC	--	DLI/NDLS	
15	149550	GADE / 31282	01/04/2025	DTLC/BSP	BSP/PPPO	Cab Temper..	--	DTLC	--	DLI/TKD	
16	149227	TKDE / 30464	31/03/2025	DTLC/JHS	JHS/PPPO	HOG NOT WORKING	--	DTLC	--	DLI/NDLS	
17	149018	JWPD / 27881	31/03/2025	DTLC/BSP	BSP/PPPO	1.Head Iq..	--	DTLC	--	DLI/GZB	
18	148408	TKDD / 32585	29/03/2025	DTLC/DLI	DLI/Control room	K- 23.12..	--	DTLC	--	DLI/NDM	
19	148745	ETE / 37248	29/03/2025	DTLC/JHS	JHS/PPPO	PAINT-3 BROKEN	--	DTLC	--	DLI/NDM	
20	148245	LGDE / 30433	28/03/2025	DTLC/JHS	JHS/PPPO	TR-3 ISOLATE	--	DTLC	--	DLI/NDM	

- b. User can click on Ab no i.e. [151067](#) hyperlink to open **“Update abnormality Register (territorial)”** page.
- c. User to fill **“Action taken”** and attended check box, **Attended On** as shown below. Click **SAVE** to close abnormality.

Update Abnormalities Register (territorial) - 151067

Loco: 30207 In Section: --Select-- Transfer to TLC: DLI(DTLC)

Identified On: 08/04/2025 Identified By: TLC NDLS Admin

Subject: Train power off

Reason for Abnormality:
 Any remark to be filed by user at the time of abnormality closing.

Action Taken: attended

Attended: Attended On: 08/04/2025

Save Back

THANKS YOUR SUPPORT