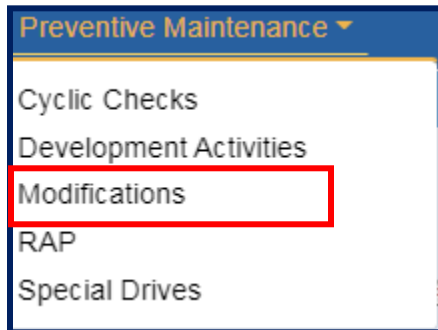


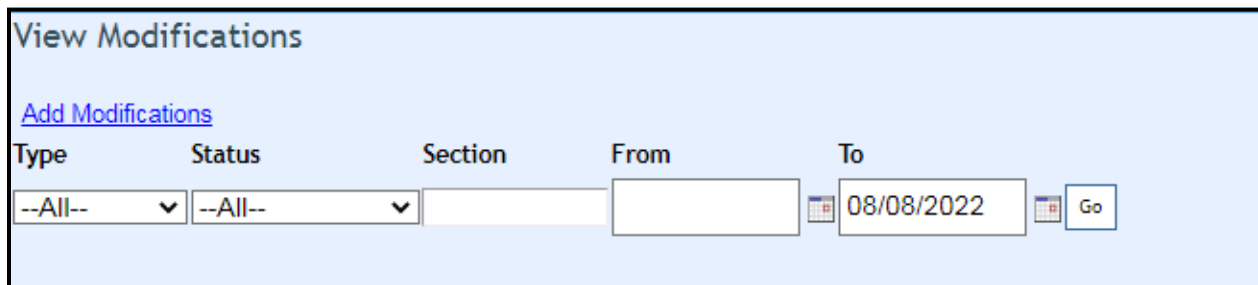
Modifications

In this page, Modifications of all previously defined modifications for selected loco are listed. Modifications are also updated here.



a. Add Modifications

- To Add the modifications of a Loco, click on the Add modifications link in "Modifications" page, "Add modifications" page is displayed.

A screenshot of the "View Modifications" page. At the top left, there is a blue link labeled "Add Modifications". Below it is a search filter form with the following fields: "Type" (dropdown menu with "--All--" selected), "Status" (dropdown menu with "--All--" selected), "Section" (text input field), "From" (text input field), and "To" (calendar icon followed by a text input field containing "08/08/2022" and a "Go" button).

- Enter all the necessary details and click on **Save** button to add the given details.
- Successful message is displayed and the given information is updated.

Add Modifications

Check For Locus Equipment For Section

Loco Types Schedules

Select Locos

Subject

Attachments No file chosen

Action to be Done

Reference

Remarks

Date Start Target Completion

b. View Modifications:

"Modifications" page shows the list of modifications done.

- Click on "Preventive maintenance" side menu and select "Modifications" navigation menu.
- "Modifications" page is shown.

View Modifications

[Add Modifications](#)

Type	Status	Section	From	To
<input type="text" value="--All--"/>	<input type="text" value="--All--"/>	<input type="text"/>	<input type="text"/>	<input type="text" value="08/08/2022"/>

- On filtering the options such as Type, Status, Section, From and To dates and by clicking on button, the list of "Modifications" are displayed in a tabular format.

View Modifications

Type: --All-- Status: --All-- Section: M5HR From: [] To: 08/08/2022 [Go]

Showing 1 Record(s) Out of 1

S.No	Check No	Section	Subject	Action To Be Done	Remarks	Reference	Target Date	Total	Done	Delete
1	MD/100/2022	M5HR	abnormality from CMS by loco pilot		done	1521631	31/08/2022	0	0	

- Click on the Check number link to view the corresponding Modifications done to the Loco.

Modifications

Locos Modifications Information - MD/11/2022

Started On: 01/08/2022 Total to be Done/Completed: 1/0 Schedule: IA

All Modifications Completed On: -- Target Date: 31/08/2022 Reference: 1.12.13

Subject: abnormality from CMS by loco pilot Remarks: done

Action To Be Done: abnormality

Attachment: None

Loco: [] Status: --All-- [Go]

Showing 1 Records Out of 1

S.No	Loco	Observation	Action Taken	Attended By	Completed On	Remarks	Present Status
1	30219				--		Under Maintenance

[Back]

c. Update Modifications:

- To update the modifications of a loco, click on the Loco number link in "Modifications" page, "Update Modifications" page is popped up.

Modifications

Locos Modifications Information - MD/11/2022

Started On: 01/08/2022 Total to be Done/Completed: 1/0 Schedule: IA

All Modifications Completed On: -- Target Date: 31/08/2022 Reference: 1.12.13

Subject: abnormality from CMS by loco pilot Remarks: done

Action To Be Done: abnormality

Attachment: None

Loco: [] Status: --All-- [Go]

Showing 1 Records Out of 1

S.No	Loco	Observation	Action Taken	Attended By	Completed On	Remarks	Present Status
1	30219				--		Under Maintenance

[Back]

Update Modification X

Loco: 30219

Date: --

Observation: []


Technician: --Select--

Action Taken: []


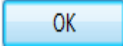
Remarks: []

All Modifications Completed

[Save]

- Update the necessary details and click on  button to update the given details.
- Successful message is displayed and the given information is updated.

d. Delete Modifications:

- Click on  button in "Modifications" page to delete the records.
- Confirmation message is displayed, click on  button to delete the record.