

USER MANUAL FOR  
'Railway Board Special  
Drive'

*CRIS*

# Contents

## RB SPECIAL DRIVE

<b>1. Introduction.....</b>	<b>3</b>
<b>2. Railway Board.....</b>	<b>3</b>
a. Creating Drive .....	3
b. View Status of Drive .....	4
<b>3. LOCO SHED.....</b>	<b>5</b>

## RB SPECIAL DRIVE

### 1. Introduction:

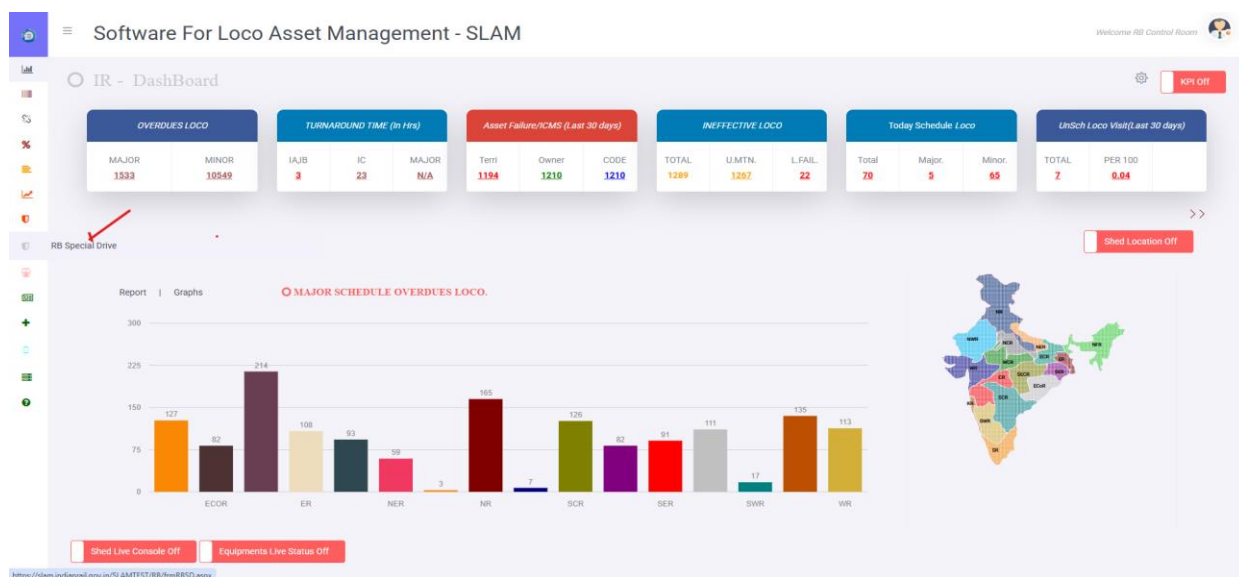
Functionality for creating various types of drives viz. summer, winter, monsoon, safety drive, other special drive issued by Railway Board has been developed on SLAM. Railway Board Control Room user has the authority to create Railway Board drives for implementation by Zonal Railways.

The detailed process flow for creating and implementing Railway Board drives in the SLAM system is outlined in subsequent sections.

### 2. Railway Board:

#### a. Creating Drive

- (i) Login from Railway Board Control Room user
- (ii) Click on RB Special Drive icon as shown below



(iii) RB Special Drive window will open. In 'Drive Type' field different types of drives will display in drop down list. Select the type of drive.

(iv) Select Loco type, implementing agencies, schedules, activity, document number, file name/no., select date of issue, upload document, add drive description.

**RB Special Drive**

Drive Type	Monsoon Drive	RAP Document Number	ANJ
Loco Type	WAG9,WAP7	File Name/No.	ANJ1
Implementing Agencies	ELS	Date of Issue	10/07/2025
Schedules	IA,IC,IB	Upload File	Choose file No file chosen
Description	TEST		

(v) Click on save button, Are you sure you want to save the document? Message will appear. Click on OK.

(vi) Saved Successfully message will display.

slam.indianrail.gov.in says  
Are you sure you want to save the document?

## b. View Status of Drive

(i) Click on IR reports to view generated record.

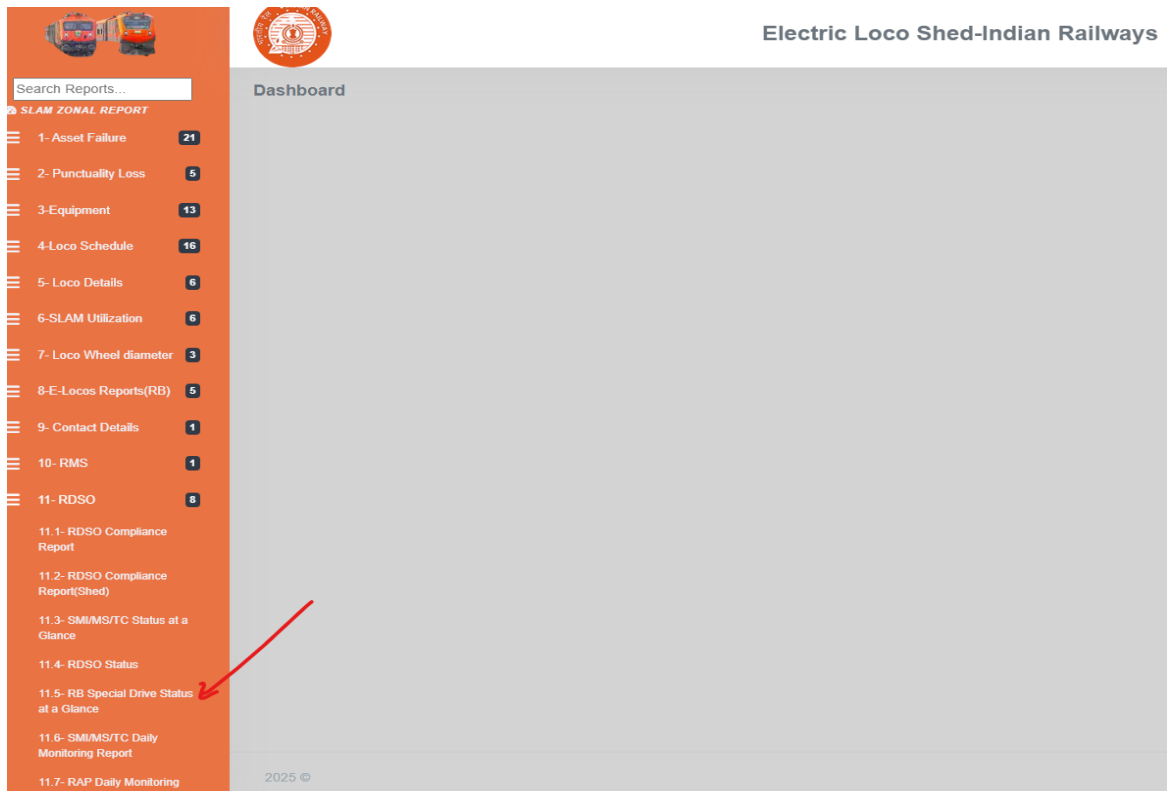
Software For Loco Asset Management - SLAM Welcome DEE (RS)

IR - Dashboard KPI OFF

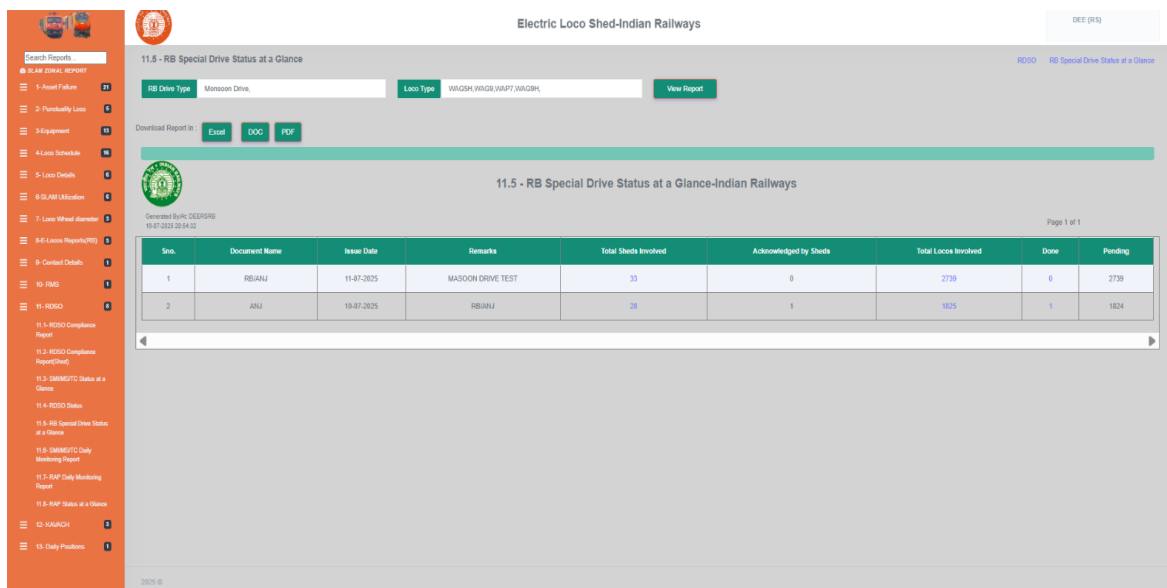
OVERDUES LOCO		TURNAROUND TIME (in Hrs)			Asset Failure/ICMS (Last 30 days)			INEFFECTIVE LOCO			Today Schedule Loco			UnSch Loco Visit(Last 30 days)		
MAJOR	MINOR	IA,IB	IC	MAJOR	Terri	Owner	CODE	TOTAL	U.MT	L.F AIL	Tot al	Maj or.	Min or.	TOTAL	PER	10
1539	10548	3	23	N/A	101	102	102	129	126	8	123	7	111	7	10	0
					4	8	8	0	8	22				0.04		

MAJOR SCHEDULE OVERDUES LOCO.

(ii) Go to report no. 11.5 RB Special Drive Status at Glance



(iii) Select type of drive in RB Drive Type filter and select Loco type then click on 'View Report'. Record of drives will display shown below.




### 3. LOCO SHED

#### Loco Shed Admin

(i) Login from Loco shed Admin.

(ii) Go to 'Implementation Status' in RDSO navigation menu.



SLAM

Home Feedback Reports Logout 16/07/25 09:29

Administration Alerts Bulletin Boards Condition Monitoring Corrections Documents IMMIS Jobcards Kavach Lab Loco Abnormalities Loco Failures Locos Machinery And Plant Measurement Master Memos(2) Movement Register MU Locos Notes(0) Planning POH/MTR Preventive Maintenance RDSO Shop Floor Testing Beta User Management Wheel Measurements

Compliance Summary  
Implementation Status  
Section Implementation Status

Please associate recently added HRPT equipment with concern se


Technical Data Implementation

Type From Date To Date Status Applicable Document Status  
Monsoon C 16/07/2025 --All-- Applicable Go

S.No	RDSO Doc No.	Activity	File No.	Loco Type	Equipment Type	Sch Type	Implementing Agencies	Date of Issue	Upload Date	Document Status	Document	Section Status	Section Name	RDSO Documents
		test case cm slam taking two diff												

SLAM Version - 4.0 ©2021 Centre for Railway Information Systems. All Rights Reserved. CRIS making IT happen

(iii) Select type of drive in 'Type' filter and select other filters, then click on GO. Record of drives will display



SLAM

Home Feedback Reports Logout 16/07/25 09:30

Administration Alerts Bulletin Boards Condition Monitoring Corrections Documents IMMIS Jobcards Kavach Lab Loco Abnormalities Loco Failures Locos Machinery And Plant Measurement Master Memos(2) Movement Register MU Locos Notes(0) Planning POH/MTR Preventive Maintenance RDSO Shop Floor Testing Beta User Management Wheel Measurements

Please associate recently added HRPT

Technical Data Implementation

Type From Date To Date Status Applicable Document Status  
Monsoon C 16/07/2025 --All-- Applicable Go


S.No	RDSO Doc No.	Activity	File No.	Loco Type	Equipment Type	Sch Type	Implementing Agencies	Date of Issue	Upload Date	Document Status	Document	Section Status	Section Name	RDSO Documents
1	ANJ	RB/ANJ	ANJ-1	WAP7		IA,IB,IC	ELS	10-07-2025	15-07-2025	Implemented	Ready To Implement	M6HR	Not Applicable	
2	RB/ANJ	MASOON DRIVE TEST	ANJ-1	WAG9,WAG9H,WAP7		IA,IB,IC	ELS	11-07-2025	16-07-2025	Pending	Not Assigned	--	Not Applicable	

Back

(iv) Click on 'pending' link in 'document status' column against relevant drive document.

(v) 'Docs Status' window will pop out. Select section and 'target date' and click on 'save

(vi) Document Status will change from 'pending' to 'acknowledged' and "Section Status" will be 'Pending'.



SLAM

Home Feedback Reports Logout 16/07/25 09:38

Administration Alerts Bulletin Boards Condition Monitoring  
 Machinery And Plant Measurement Master Memos(2)  
 User Management Wheel Measurements

to Failures Locomotives  
 SO Shop Floor Testing Beta

Close Docs Status  
 Change Status From pending To Acknowledged

Section: M6HR Target Date: 16/07/2025


S.No	docsid	Loco Type	Equipment Type	RDSO Doc No.	Sch Type	File No.	Remarks	Document Status	Section Status	Section Name	RDSODocuments NA
1	RBSD/Monsoon Drive/2	WAG9H,WAG9,WAP7		RB/ANJ, IA, IB	ANJ-1	MASOON DRIVE TEST		Pending	Not Assigned		

Save

S.No	RDSO Doc No.	Activity	File No.	Loco Type	Equipment Type	Sch Type	Implementing Agencies	Date of Issue	Upload Date	Document Status	Document	Section Status	Section Name	RDSODocuments NA
1	ANJ	RB/ANJ	ANJ-1	WAP7		IA,IB,IC	ELS	10-07-2025	15-07-2025	Implemented		Ready To Implement	M6HR	Not Applicable
2	RB/ANJ	MASOON DRIVE TEST	ANJ-1	WAG9,WAG9H,WAP7		IA,IB,IC	ELS	11-07-2025	16-07-2025	Acknowledged		Pending	M6HR	Not Applicable

Back

SLAM Version - 4.0 ©2021 Centre for Railway Information Systems. All Rights Reserved. CRIS



SLAM

Home Feedback Reports Logout 16/07/25 09:31

Administration Alerts Bulletin Boards Condition Monitoring Corrections Documents IMMIS Jobcards Kavach Lab Loco Abnormalities Loco Failures Locomotives  
 Machinery And Plant Measurement Master Memos(2) Movement Register MU Locomotives Notes(0) Planning POH/MTR Preventive Maintenance RDSO Shop Floor Testing Beta  
 User Management Wheel Measurements

Please associate recently added

Technical Data Implementation

Type: Special Me From Date: To Date: Status: Pending Applicable Document Status: Applicable Go

S.No	RDSO Doc No.	Activity	File No.	Loco Type	Equipment Type	Sch Type	Implementing Agencies	Date of Issue	Upload Date	Document Status	Document	Section Status	Section Name	RDSODocuments NA
1	ANJ	RB/ANJ	ANJ-1	WAP7		IA,IB,IC	ELS	10-07-2025	15-07-2025	Implemented		Ready To Implement	M6HR	Not Applicable
2	RB/ANJ	MASOON DRIVE TEST	ANJ-1	WAG9,WAG9H,WAP7		IA,IB,IC	ELS	11-07-2025	16-07-2025	Acknowledged		Pending	M6HR	Not Applicable

Back

SLAM Version - 4.0 ©2021 Centre for Railway Information Systems. All Rights Reserved. CRIS

## Assigned Section

- (vii) Login from Assigned Section.
- (viii) Go to "Section Implementation Status" in RDSO menu.
- (ix) Click on 'pending' in 'status' column against relevant drive document.
- (x) Status will change from 'pending' to 'Ready To Implement'.
- (xi) Click on Document Number link 'DocNumber' column.
- (xii) List of Loco Numbers pending for implementation will display with option to select loco number.

(xiii) Count of loco in progress will update.

(xiv) ELSFH can see the updated count in RDSO → Compliance Summary menu.

The screenshot shows the SLAM dashboard with the following components:

- Header:** SLAM logo, navigation links (Home, Feedback, Reports, Logout), and user profile (16/07/25 10:00).
- Navigation Bar:** Administration, Bulletin Boards, Documents, Jobcards, Locomotives, Memos(2), Movement Register, Notes(0), RDSO, Shop Floor, User Management.
- Compliance Summary:** A dropdown menu with options: Compliance Summary, Section Implementation Status, and a red text instruction: "associate recently added HRPT equipment v".
- Job Cards:** A donut chart showing: In Progress: 5 (yellow), Verified: 2 (dark green), Completed: 12 (light green).
- RDSO MS/SMI/TC/RAP:** A bar chart for MD/203 showing 'completed' (green) and 'balance' (red) counts.
- UES:** A table with columns for Equipment Code.
- Failure at a Glance:** A teal header for a summary section.
- Equipment Initialisation:** A blue header with a legend for 'Initialised' (green) and 'Not Initialised' (red).
- HRMS:** A grey header with a legend for 'Verified: 58' (red).
- Footer:** SLAM Version - 4.0, ©2021 Centre for Railway Information Systems. All Rights Reserved, and CRIS logo.

This screenshot shows the SLAM dashboard with a red instruction text centered below the navigation bar: "Please associate recently added HRPT equipment with concern section and Locomotives."

Status

S.No	DocNumber	Doc.ID	Technical Name	Date of Issue	Remarks	Document	Status
<input type="checkbox"/> 1	RB/ANJ	RBSD/Monsoon Drive/2	Monsoon Drive	7/11/2025 12:00:00 AM	MASOON DRIVE TEST		Pending
<input type="checkbox"/> 2	ANJ	RBSD/Monsoon Drive/1	Monsoon Drive	7/10/2025 12:00:00 AM	RB/ANJ		Ready to implement

SLAM Version - 4.0 ©2021 Centre for Railway Information Systems. All Rights Reserved. CRIS

Please associate recent

Status --All-- Go

S.No	DocNumber	Doc.ID	Technical Name	Date of Issue	Remarks	Document	Status
<input type="checkbox"/> 1	RB/ANJ	RBSD/Monsoon Drive/2	Monsoon Drive	7/11/2025 12:00:00 AM	MASOON DRIVE TEST		ReadyToImplement
<input type="checkbox"/> 2	ANJ	RBSD/Monsoon Drive/1	Monsoon Drive	7/10/2025 12:00:00 AM	RB/ANJ		ReadyToImplement

Back

Please associate recently added Locomotives.

MS/TC/SMI-Status : RBSD/Monsoon Drive/2

31210	<input type="checkbox"/>
31760	<input type="checkbox"/>
32175	<input type="checkbox"/>
32243	<input type="checkbox"/>
39026	<input type="checkbox"/>
30334	<input type="checkbox"/>
30466	<input type="checkbox"/>
30485	<input checked="" type="checkbox"/>
30517	<input type="checkbox"/>
31186	<input type="checkbox"/>
31480	<input type="checkbox"/>
31503	<input type="checkbox"/>
31621	<input type="checkbox"/>
31692	<input type="checkbox"/>
31788	<input type="checkbox"/>

Save Close

Administration Alerts Bulletin Boards Condition Monitoring Corrections Documents IMMIS Jobcards Kavach Lab Loco Abnormalities Loco Failures Locos Machinery And Plant Measurement Master Memos(2) Movement Register MU Locos Notes(0) Planning

Please associate recently added HRPT equipment with conce

Locos Details Close

S.No	RDSODocNumber	Action To Be Done
1	ANJ	RB/ANJ

S.No	Loco No.	Loco Type
1	30485	WAP7

Start Date	Target Date	Total	Done	Pending
07/2025	16/07/2025	89	1	88